

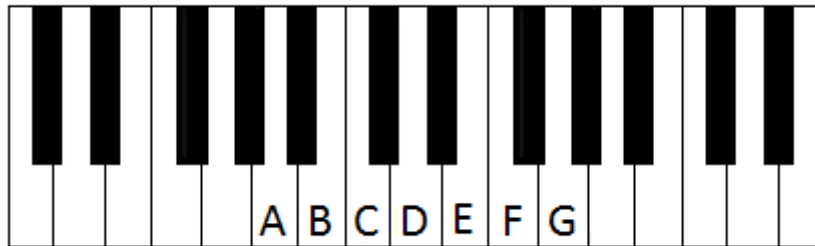
Level: Primer
Music alphabet, time
signature, middle C position,
quarter note, half note, 2/4


Lesson Three


Music alphabet, time signature, middle C position

The **Music Alphabet** has just seven letters: **A B C D E F G**

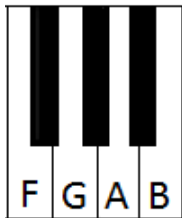
Learn to say the music alphabet forward and backward.



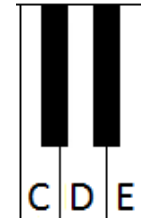
Locate the lowest A on your keyboard. With finger two of the right hand, play and say the music alphabet forward across the entire keyboard. 

Locate the highest G on your keyboard. With finger two of the left hand, play and say the music alphabet backward across the entire keyboard. 

You can learn the key names by using the black keys.



F, G, A and B surround
the 3 black key group.



C, D and E surround the 2
black key group.

Locate, play and name all the **A's** across the keyboard. Do the same for all the **B's**, **C's**, **D's**, **E's**, **F's** and **G's**.

Time signature:

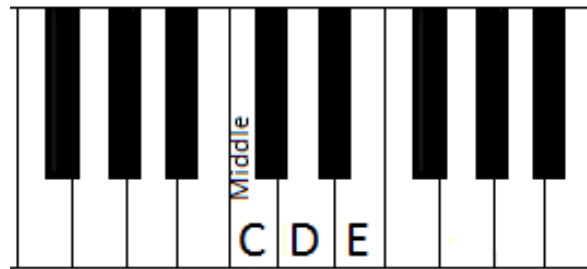


Top number tells how many beats in a measure.

Bottom number tells what kind of note gets one beat.


In $\frac{2}{4}$ time, there are two beats to a measure, and a quarter note gets one beat.

Right Hand Middle C Position



Fingers: 1 2 3

Directions for practice:

1. Clap and count the rhythm aloud.
2. Locate the correct hand position.
3. Play and sing the finger numbers.
4. Play and count the rhythm aloud.
5. Play and sing the letter names.
6. Remember the 5 P's. 

CDE Song

RH	$\frac{2}{4}$																					
Fingers:		1	2		3		1	2		3		1	2		3	3		3	2		1	
Notes:		C	D		E		C	D		E		C	D		E	E		E	D		C	

EDC Song

2/4

3 2 | 1 1 | 2 2 | 3 | 2 2 | 3 2 | 1 1 | 1

E D | C C | D D | E | D D | E D | C C | C

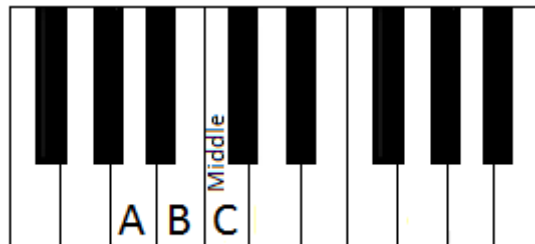
Now try this song without the finger numbers.

Three Key Rock

2/4

E E | D | D D | C | C C | D D | D | C

Left Hand Middle C Position



Fingers: 3 2 1

ABC Song

2/4

3 2 | 1 2 | 3 2 | 1 | 3 3 | 2 2 | 1 2 | 3

A B | C B | A B | C | A A | B B | C B | A

CBA Song

2/4

1 2 3 3 2 2 1 1 2 1 2 3 3
C B A A B B C C B C B A A

Hills and Valleys

2/4

1
C B A B C B A B C B A B A B C C

Snake Charmer

RH

2/4

LH

C E
A B B A A B B C A

RH

LH

C E
A B B A A B B C A