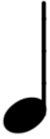



Level: Primer
 Rhythm, quarter note, half note,
 bar line, double bar line, counting

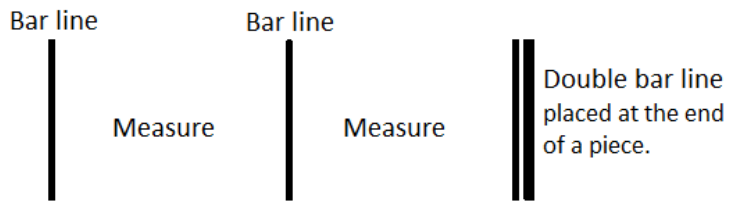
Lesson Two


Rhythm, quarter note, half note, bar lines, black key positions

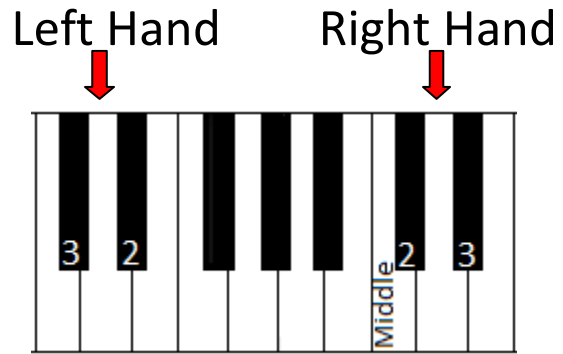
Rhythm in music is made by long and short notes.

<p>A quarter note gets one beat.</p>  <p>Count: one</p>	<p>A half note gets two beats.</p>  <p>Count: one-two</p>
---	---

Bar lines divide music into **measures**.







- Directions for practice:**
1. Clap and count the rhythm aloud.
 2. Locate the correct hand position.
 3. Play and sing the finger numbers.
 4. Play and count the rhythm aloud.
 5. Remember the 5 P's. 







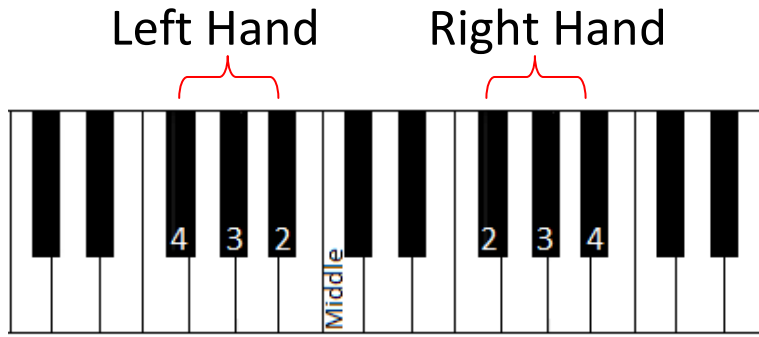
2-3 Study

Right Hand RH

			
2 3 2 3	2 3 2	3 2	3 3 2
Count: One two three four	Count: One two three four	Count: One two three four	Count: One two three four

Left Hand LH

			
3 2 3 2	3 2	3 3 2 2	3 3
Count: One two three four	Count: One two three four	Count: One two three four	Count: One two three four



2-3-4 Study

**Right Hand
RH**

Count: One two three four One two three four One two three four One two three four

**Left Hand
LH**

Count: One two three four One two three four One two three four One two three four

Little Lamb

RH

Count: One two three four One two three four One two three four One two three four

LH

Count: One two three four One two three four One two three four One two three four